

## Place of Interest Related to this Topic.



- Beacon Fell
- Millennium Forest
- Hill Chapel
- Goosnargh / Longridge
- Pendle

## Useful Websites Related To This Topic

<https://www.google.com/maps>

<https://www.bbc.co.uk/bitesize/levels/z3g4d2p>

<https://www.purplemash.com/login/>

<https://www.youtube.com/channel/UCiM9mWNxTWpKY-V9Eb9TfKA>

<https://www.prodigygame.com/>

<https://trockstars.com/>

## How Can My Parent Help Me?

In Parlick the children will be reading a variety of genres. The best way you can support this is by reading with your child every day and asking them questions about what they have read. The home learning Pick and Mix menus are designated to be engaging and relevant to your child's learning. Please allow them to pick whatever they choose and carry it out as independently as possible.

Please talk to your child about what they are learning. Take them on trips and share what you are passionate about with them too. Talking is the best way to expand their vocabulary and develop their general knowledge. **"Children are not things to be moulded, but are people to be unfolded."** Jess Lair Any questions please get in touch with us:

Year 2: [laura.woodcock@st-francis.lancs.sch.uk](mailto:laura.woodcock@st-francis.lancs.sch.uk)

Year 1: [natalie.davies@st-francis.lancs.sch.uk](mailto:natalie.davies@st-francis.lancs.sch.uk)

Thank you for your support.

## School Prayer –

Serve and support in all we do

Together we care and believe in truth

Faithful and loving, we always want peace

Responsible, thoughtful and gentle we'll be

Always trustworthy, always kind

Neighbours to all, in God's love you'll find

Counting our blessings, grateful we are

Inspiring others, we will go far

Smiles and tolerance, we need to share- to make the world happy and fair



# Great Goosnargh

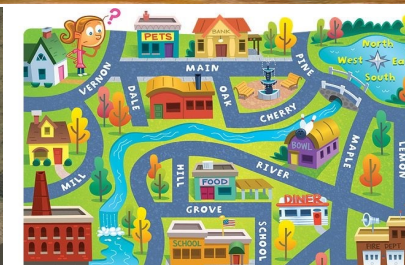
## (The Place Where I Live)

## Parlick Class Year 1 & 2

Living.

Feeling.

Dreaming.



## Curriculum Learning Booklet

This term we will be learning about our local area. We will be reading books written by Maria Hedderwick, Janet & Allan Ahlberg and David Pickey. As a class we will experiment with different genres of writing such as: postcards, narratives, letters, poetry and information booklets as well as learning about the geography of our local area and mapping skills.



## Trips and visits

With this link in mind Parlick Class will explore our local community and visit our Millennium Forest, and enjoy local nature walks observing similarities and differences in the nature around us.

## Key Vocabulary

Map, North, South, East, West, globe, deciduous, evergreen, past, present, chronological, symbol, before, after, similarities, differences, human/physical features.


## In this topic you will learn...

<u>English</u>	Apply phonetic knowledge for reading and writing. Refresh key skills; handwriting, letter formation and sentence structure. Be able to construct sentences with correct punctuation and grammar learnt so far; full stops, finger spaces and capital letters.
<u>Mathematics</u>	<ul style="list-style-type: none"> <li>Number: Place value (YR1 numbers 1-20) (YR numbers 1-100)</li> <li>Addition and Subtraction (YR1 within 20) (YR2 within 100)</li> </ul> <p>Year 1 pupils will also be looking at shape and Year 2's will be looking at multiplication.</p>
<u>Science</u>	Observe changes over time of plants and animals in our local area. Key words for science: record, diagram, chart, map, data, compare, contrast, describe, group and observe.
<u>Art</u>	Exploring the work of Cezanne and local artist Cassandra Battary. Observational drawing of our local area as well as printing with a range of hard and soft materials. Review what they have done and discuss it with peers.
<u>Geography</u>	Use basic geographical vocabulary. Use basic fieldwork techniques such as observation and identification. Know that maps give information about places in the world. Identify human and physical features on a map.
<u>History</u>	Use simple stories to show key understanding of past events. Recognise similarities and differences between past and present. Use a range of sources to answer questions about the past. Observe changes of our school from past to present.
<u>P.E</u>	Work on fundamental key skills; walking, running, jumping, skipping, balancing, throwing and catching. Also explore gymnastic skills.
<u>Music</u> <u>(Key Composer)</u>	Explore different percussion instruments and be able to follow a rhythm, pulse and beat. Follow a simple melody taught using our voices. Listen to a variety of composers to develop our musical knowledge.
<u>R.E</u>	As a class we will be listening to a variety of bible stories and embracing the importance of each story to go forth as followers of Jesus. In class we will be learning about God's Beautiful world, Creation story and the Feast of St. Francis.
<u>Computing</u>	Be able to log on and off of a simple programme independently. Start to create, manage and manipulate digital content, text and images with a word document.


Mairi Hedderwick



Janet and Allan Ahlberg



David Pilkey



## Important Information for this half term

School Photographs Friday 11th September

P.E kits to be worn every **Tuesday**.

Reading books changed **Mondays** and **Thursdays**

Homework pick a mix returned every **2 weeks** on **Fridays**

Spellings will be sent home weekly for a test every Friday

## What would you like to learn about during this topic?

---



---

Welcome back everyone! We can't wait to start this new school year with you all. This is your Curriculum Topic Book for your topic Great Goosnargh, 'The Place Where I Live'. Inside you will find a breakdown of the milestones we hope to achieve, key information / vocabulary about your learning. The trips and visits we are hoping to arrange for you and a list of useful websites for you to use to further extend your learning. Please add something you wish to learn about above, so you can influence your learning during this topic. Thank you.